




Computer Use,  
Parental Expectations  
Latino Academic Achievement



The Tomás Rivera Policy Institute (TRPI) advances informed policy on key issues affecting Latino communities through objective and timely research contributing to the betterment of the nation.

The Tomás Rivera Policy Institute  
University of Southern California  
School of Policy, Planning, and Development  
650 Childs Way, Lewis Hall, Suite 102  
Los Angeles, California 90089-0626  
Tel: 213/821-5615 • Fax: 213/821-1976  
[www.trpi.org](http://www.trpi.org)

with offices at  
Columbia University, New York, New York

©2008 The Tomás Rivera Policy Institute  
Unauthorized duplication of this report is a violation of copyright.  
April 2008

The Tomás Rivera Policy Institute asserts a neutral position regarding public policy issues. Interpretations and conclusions presented in TRPI publications are those of the authors and should not be attributed to the Institute, its trustees, officers or other staff members, or to the organizations which support its research.

IBM is a registered trademark of International Business Machines Corporation

# TABLE OF CONTENTS

EXECUTIVE SUMMARY .....	1
OBJECTIVES OF THE STUDY .....	1
REVIEW OF THE LITERATURE.....	2
THE ANALYTIC STRATEGY .....	4
THE DATA .....	4
FINDINGS AND DISCUSSION .....	5
Academic disparities can be explained by factors other than race/ethnicity .....	5
Computer use has some effect on academic achievement .....	6
Mother's education and parental expectations have consistent positive effects on scores .....	6
POLICY IMPLICATIONS OF FINDINGS .....	8
APPENDIX A: Data used in the models .....	9
APPENDIX B: Descriptive Analysis .....	10

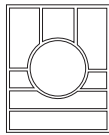
## AUTHORS

Maria Teresa V. Taningco, Ph.D.

Harry P. Pachon, Ph.D.

# ACKNOWLEDGEMENTS

The Tomás Rivera Policy Institute gratefully acknowledges the IBM International Foundation whose financial support made this project possible.



The Tomás Rivera  
POLICY INSTITUTE



C·E·N·T·E·R  
FOR  
LATINO  
Educational  
Excellence  
The Tomás Rivera  
POLICY INSTITUTE

The Center for Latino Educational Excellence (CLEE) was established as a major initiative of the Tomás Rivera Policy Institute in the spring of 2002 to help improve educational attainment and achievement in Latino communities across the United States. Through its policy research, CLEE seeks to provide guidance for Latino leadership — across public, non-profit, and private sectors — on how to better the current systems of education that are, on many levels, failing Latino youth and adults.

## EXECUTIVE SUMMARY

In the United States, traditionally underrepresented minority children have lower levels of academic achievement than their white counterparts. In the broadest perspective, this quantitative study seeks to help stakeholders and

Does computer use at school and at home and teacher preparation for computer-based instruction affect test scores?

policymakers understand the factors responsible for Hispanic<sup>1</sup> or Latino student achievement relative to that of comparison groups. The key dependent variables in this study are student achievement in reading and writing, and in math and science. Specifically, the Tomás Rivera Policy Institute (TRPI) examines the impact on reading and writing, math and science achievement levels of computer use both at school and at home, and of teacher preparation for computer-based instruction. TRPI researchers analyzed the effects of these factors not only on comprehension of math and science, but also on reading and writing since research demonstrates that reading and writing ability facilitates understanding of math and science. Several studies have evaluated the relationship between computer use and academic achievement; however, these studies include a variety of limitations: being outdated; examining only math and not science achievement; lack of a control group; examining a limited sample; and a lack of focus on Latinos. Moreover, TRPI examines whether or not effects of race/ethnicity on achievement levels persist once confounding variables are controlled for.

Along with computer usage, this study also investigates the effects of other explanatory criteria such as parental expectations, race/ethnicity, language spoken at home, mother's education, and poverty level. A comparative analysis for both the Latino and non-Latino samples was conducted.

Additionally, the dataset is rich enough to allow the models TRPI analyzed to be controlled for selection bias by incorporating child and family characteristics including child's previous achievement (to control for ability). This study analyzes data from the Early Childhood Longitudinal Study (ECLS) which provides a nationally-representative sample of over 11,000 fifth graders. While this study focuses on the overall sample of children across all races/ethnicities, it also attempts to discuss any implications of the findings on Hispanics.

Significant findings of TRPI's analysis are as follows: (1) Once confounding variables are controlled for, the gaps in academic achievement between Hispanics/Latinos and their white counterparts disappear for reading and writing and math, and decrease for science achievement; (2) sufficiency of technical computer support provided to teachers has the most consistent positive effects on most scores; and (3) mother's education and parental expectations have consistently positive effects on scores.

## OBJECTIVES OF THE STUDY

The key dependent variables in this study are student achievement in reading and writing, and in math and science. The research questions that this TRPI study strives to answer are as follows: What are the determinants that correspond to these scores? Do correlations of race/ethnicity persist once confounding variables are controlled for? Does computer use at school and at home and teacher preparation for computer-based instruction affect test scores?

<sup>1</sup> For this report we use the terms Hispanic and Latino interchangeably in reference to persons tracing their ancestry to the Spanish-speaking regions of Latin America and the Caribbean.

# REVIEW OF THE LITERATURE

The important question for educators and policymakers is whether or not computer use enhances student learning. It is also important to recognize the important role teachers play in in-class instruction using computers, as well as teacher preparation and technical support.

In 2003, the National Center for Education Statistics (NCES) released a study on patterns of computer use and academic achievement. However, the NCES determined that due to the weaknesses of the National Assessment of Educational Progress (NAEP) dataset used as the basis for causal inference, even tentative conclusions about the relationship between achievement and computer use were not warranted. The NAEP data does not allow distinction in the direction of causality between computer use and achievement, nor does it allow analytic models to control for confounding variables, due to its insufficient background indicators. Moreover, the NAEP dataset was collected a decade or more ago (1996 and 1998). The 2003 NCES study does, however, provide an excellent review of literature, as discussed below.

Studies show evidence of a positive correlation between computer use and academic achievement (Becker, 1994; Christmann and Badgett, 1999; Hativa, 1994; Kozma, 1991; Kulik and Kulik, 1987; Liao, 1992; Niemiec and Walberg, 1987; Niemiec and Walberg, 1992; Ryan, 1991; Van Dusen and Worthen, 1994). In terms of subject-specific effects of computer use on achievement, results have generally supported significant positive effects of computer use on mathematics achievement (Clariana and Schultz, 1988; Mayes, 1992; Mevarich, 1994; Moore, 1988; Rhoads, 1986; Van Dusen and Worthen, 1994). In contrast, using more recent data, Wenglinsky (1998) found that computer usage appeared to be negatively related to mathematics achievement in grades 4 and 8, after adjusting for socio-economic status and applying data from the 1996 NAEP dataset. However, the Wenglinsky study is problematic because it failed to consider race/ethnicity, frequency of computer use in classrooms, poverty-related student characteristics, or teacher preparation for computer use.

The 2003 NCES study also notes that access to computers and the academic benefits that can be derived from computer use may not be the same for all students. While federally-funded programs often purchase computers to benefit disadvantaged students (Scott, Cole and Engel, 1992), computer access still differs across socio-economic groups, as high-income and white students tend to have greater access than low-income and black students, and non-English speaking students tend to have the lowest level of computer access (Cuban, 1993; Neuman, 1991; Sutton, 1991). The “digital divide”—a term used to describe the gap between individuals with and without technology access—has certainly narrowed over the last decade; between 1994 and 1999 the proportion of schools with Internet access increased from 35 percent to 95 percent in the U.S. Similarly, the proportion of public school instructional classrooms with Internet access increased from 3 percent to 63 percent. However, schools in areas with high concentrations of poverty were much less likely to have Internet access; in 1999 less than half (39 percent) of instructional classrooms in schools in these areas were connected to the Internet. (May and Chubin, 2003) Therefore, low-income minority students, who are likely to attend these schools, are also more likely to have limited access to resources crucial for understanding science and mathematics, as well as access to science, technology, engineering, and mathematics (STEM) fields. The lack of computer and Internet resources in the 1990s may be one of the factors responsible for lower representation of low-income students majoring in STEM fields at colleges and universities in 2007. Revisiting the data paints a more hopeful picture: as of 2005, 100% of public schools

Access to computers and the academic benefits that can be derived from computer use may not be the same for all students.

with minority enrollment of 50% or more had Internet access. Additionally, the ratio of public school students to instructional computers with Internet access was comparable for large-minority schools (4.1 students per computer) and low-minority schools (3.0 students per computer), according to the U.S. Department of Education, Fast Response Survey System, 2005.

Students in low-SES schools are more likely to use computers only for drill and practice exercises while their more affluent counterparts engage in more challenging activities.

Several studies conducted in the 1980s indicated that even when student-to-computer ratios are comparable for both high-socio-economic status (SES) schools and low-SES schools, students in low-SES schools are more likely to use computers only for drill and practice exercises while their more affluent counterparts engage in more challenging activities (Cole and Griffin, 1987; Kozma and Croninger, 1992; Watt, 1982). A number of quasi-experimental studies of the computer-achievement relationship for students of different abilities have also been conducted. The results from these analyses are mixed. Some studies show that even under the same treatment conditions, high-ability students receive greater benefits from learning via computer than their lower-ability classmates (Hativa, 1994; Hativa and Becker, 1994; Hativa and Shorer, 1989; Munger and Loyd, 1989; Osin, Neshor and Ram, 1994) while other studies indicate that high- and low-ability students attain similar gains (Becker, 1992; Clariana and Schultz, 1988). However, the results from longitudinal studies of computer-assisted instruction have prompted some researchers to conclude that computerized learning contributes to the increasing achievement gaps between high- and low-SES students and between high- and low-ability students (Hativa, 1994; Hativa and Becker, 1994; Hativa and Shorer, 1989). Finally, gender differences in achievement attained via computer-based instruction have been reported in some studies. Clariana and Schultz (1993) found that

low-achieving eighth-grade females attained significantly smaller gains in mathematics, compared with high- and low-ability males and high-ability females, whereas in language arts, the low-ability females made the largest gains relative to the other three student groups. However, when ability is not taken into account, achievement gains for males tend to be significantly higher than the gains attained by their female classmates (Hativa and Shorer, 1989; Neuman, 1991).

A significant factor discussed in the computer use and academic achievement literature is the vital function teachers play in implementing computer use in-class instruction (Clariana and Schultz, 1993; Hativa, 1994; Hativa and Becker, 1994; Moore, 1988; Van Dusen and Worthen, 1994). Evidence from studies conducted in the 1980s and 1990s indicates that although teachers have had increasing access to computers for instruction, very few actually use them (NCES, 2003).

The 2003 NCES analysis of data from the 1980s and 1990s indicates that in general, computer use is poorly integrated into the classroom curriculum and is under-used (Maddux, Johnson, and Harlow, 1993; Becker, 1991; Ognibene and Stiele, 1990). Although it is apparent that teachers need to be trained in new technology, they also need to be trained to modify their teaching methods to take full advantage of the benefits offered by technology (Bright and Prohosch, 1995). Moreover, Sheingold and Hadly (1990) estimate that it takes at least five years for experienced teachers to become comfortable using computers in non-routine ways.

# THE ANALYTIC STRATEGY

The outcomes of interest in this study are student achievement in reading, science, and math. The key independent variables are various indicators of computer use. This study also incorporates the confounding variables discussed in the literature review. These characteristics are included as explanatory variables in the models: the student's academic ability, gender, race/ethnicity, language spoken at home, parental expectations for the child, mother's education, whether or not mother is U.S.-born, poverty level, whether or not the child belongs to a two-parent family, and the number of hours spent watching television.

A multivariate analysis was used, with explanatory variables incorporated into the model to test the validity of the relationship between academic achievement and computer use. The student's previous academic achievement was used to control for endogeneity effects, to ensure that it was computer use affecting scores, and not the other way around.

The models were run for all students, and then separately for Hispanic students. Due to lack of statistical power as the sample drops for Hispanics, it is possible that our results do not show statistical significance for some correlations between academic achievement and independent variables.

## THE DATA

This study focuses on children in fifth grade. The dataset is nationally-representative, containing characteristics of 11,000 fifth-graders. The data was collected in 2004.

The key dependent variable is academic achievement, as measured by the Academic Rating Scale (ARS), developed for the Early Childhood Longitudinal Study-Kindergarten Class of 1998-1999 study (ECLS-K) to measure teachers' evaluations of students' academic achievement in three domains: language and literacy (reading and writing), science, and mathematical thinking. Teachers rated students' skills, knowledge, and behaviors on a scale from "Not Yet" (a low value of 1) to "Proficient" (a high value of 5). The scale corresponds to the 5-point rating that teachers used in rating children on key items.

The ARS was designed to measure both the process and products of children's learning in school, as evaluated by the teacher. It is a criterion-referenced indirect measure targeted to the specific grade level of the student and drawn upon daily observations made by teachers of the students in their classes. The difficulties per item and student evaluations are placed on a common scale. Accordingly, students have a lower probability of receiving a high rating on items above their scale score and a high probability of receiving a high rating on items whose difficulty is below their scale score. Therefore, the ARS scores children receive should not be interpreted as mean scores, but as the child's relative probability of success with regard to the assessment items.

While the data includes 11,000 children, the actual models are run on much less as data as some independent variables and explanatory variables are not available for all the children in the sample.

Academic disparities between traditionally underrepresented minority children and their white counterparts significantly decrease or disappear once the key independent variables and other confounding indicators in the models are accounted for.



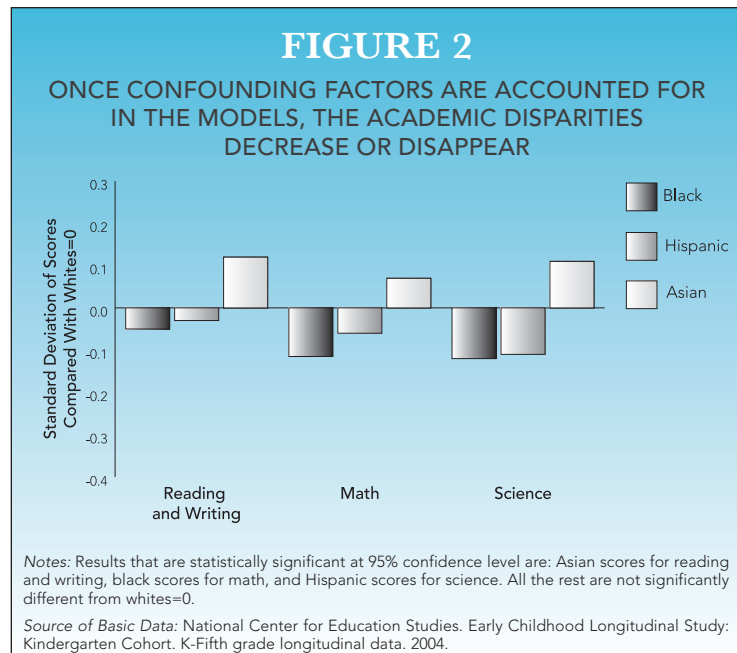
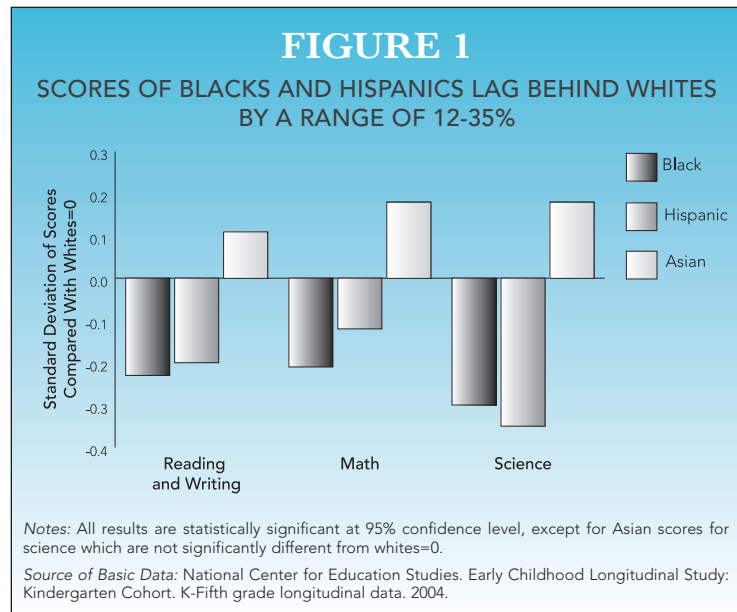
## FINDINGS AND DISCUSSION

In general, the multivariate results for the overall sample hold true for the Hispanic sample as well. Results from the overall sample showed that “being Hispanic” has no significant effect on reading and math scores, but has a negative effect on science scores after other confounding factors in the model have been accounted for. The models using the overall sample that includes all ethnicities/races shows results that have more statistical rigor than those for the model using only the Hispanic sample. The Hispanic sample is smaller in size, and its within-sample characteristics have less variation, thereby affecting the statistical results (or lack thereof). This is a potential explanation for why the models using the overall sample showed more significant relationships compared with the models using only the Hispanic sample.

### Academic Disparities Can Be Explained by Factors Other Than Race/Ethnicity

It is interesting to note that the *academic disparities between traditionally underrepresented minority children and their white counterparts significantly decrease or disappear once the key independent variables and other confounding indicators in the models are accounted for*. Analyzing the models with races/ethnicities as the only variables, the academic gaps between whites and blacks and between whites and Hispanics appeared huge, ranging from 12-35% (Figure 1). But once other factors were accounted for (such as computer use in the classroom, parental expectations, socio-economic characteristics, etc.), such disparities disappeared or at least decreased (as in the case of black students’ scores in math and Hispanic students’ scores in science) as shown in Figure 2. This indicates that in general, *the gaps in academic achievement can largely be explained by factors other than race/ethnicity*.

The remainder of the findings in this section refer to results after various confounding factors have been incorporated into the model. The major findings of this study center around computer use and mother’s characteristics.



## Computer Use Has Some Effect on Academic Achievement

This study analyzed four different variables regarding the impact of computer use on academic achievement:

- 1 Adequacy of teacher preparation to use computer in class.
- 2 Sufficiency of technical support for the teacher for computer problems.
- 3 The frequency of a child's computer use in class.
- 4 The frequency of a child's computer use at home for homework.

Results indicate that adequate levels of teacher preparation for in-class use of computers is positively correlated with math scores.

Moreover, on average, *the use of computers for in-class instruction appears to have a positive effect on math scores of Latino children, and science scores of all children.* But it is the sufficiency of technical computer support provided to teachers that has the most consistent positive effect on reading and writing, math, and science scores.

It should be noted that “computer use during classroom instruction” may be defined in a variety of ways. It could mean basic drill exercises or more complicated exercises that allow for additional analysis and rigor, either of which could have different effects on academic achievement. There is therefore a need to study further how teachers and students use computers for in-class instruction, and how best to prepare teachers to maximize the benefits from computer use in class.

## Mother's Education and Parental Expectations Have Consistent Positive Effects on Scores

Of all the confounding variables included in the model, academic expectations of parents of Hispanic children has the most consistent positive correlation with test scores. Results show that there is a slight correlation between country of birth of the parent and parental expectations. There is no correlation between the age at which the non-U.S.-born mother moved to U.S. and parental expectations. It is interesting to note that Mexican-born mothers and U.S.-born mothers have the same level of expectations: they both expect their child to go to college. On average, Mexican-born mothers have the lowest level of education attainment (a little more than 12th grade) compared to U.S.-born mothers and other-born mothers (“some college” for both groups). This confirms previous TRPI findings that Mexican mothers have high aspirations for their children, since while the mothers, on average, only barely finish high school, they aspire for their children to finish college.

Results also show that non-U.S. born mothers (outside of Mexico) have the highest academic expectations for their child (a mean of almost 4.3, or on average, they expect their child to finish college or beyond).

The use of computers for in-class instruction appears to have a positive effect on math scores of Latino children, and science scores of all children.

Mexican-born mothers and U.S.-born mothers have the same level of expectations: they both expect their child to go to college.

As for disparities in academic achievement, the gender gap exists for reading and writing scores, with females exceeding the scores of males. There appears to be no gap for math and science scores.

Meanwhile, living below the poverty level appears to have some negative effect on reading and writing as well science. And being in a two-parent family structure has a positive effect on math scores.

**TABLE 1**  
FINDINGS OF THE STUDY

Dependent Variable: Academic Rating Scores	Reading and Writing		Math		Science	
	All ethnicities/ races	HISPANIC	All ethnicities/ races	HISPANIC	All ethnicities/ races	HISPANIC
<b>Computer Variables</b>						
Teacher has adequate prep to use computer in class			+			
Teacher has sufficient support for computer problems	+		+	+		
Frequency child uses computer in math class				+		
Frequency child uses computer in science class					+	
Frequency child uses Internet for science						
Frequency child uses computer for homework					-	-
<b>Explanatory Variables</b>						
Female	+	+				
Age		+				
Black		-				
Hispanic					-	
Asian	+					
Other race			+			
Below poverty threshold	-				-	
Mother is non-US born	-					
Mother's education: less than HS	-					
Mother's education: some college						
Mother's education: BA or higher	+		+		+	
Home language is not English						
Two-parent family structure			+			
Academic expectations of parent for child	+	+	+		+	+
TV hours per week						

Notes: + means the variable has a positive effect on the dependent variable (academic achievement as measured by scores) with at least 95% level of confidence.  
- means the variable has a negative effect on scores with at least 95% level of confidence.

Source of Basic Data: National Center for Education Studies. Early Childhood Longitudinal Study: Kindergarten Cohort. K-Fifth grade longitudinal data. 2004.

# POLICY IMPLICATIONS OF FINDINGS

The good news is that achievement gaps between traditionally underrepresented minority students and their white counterparts are not necessarily rooted in race/ethnicity, but rather in the socio-economic characteristics and circumstances of the students. Because traditionally underrepresented minority children are likely to possess the characteristics that hurt academic achievement (Table 2), school and parental programs must address the needs of these students.

CHARACTERISTICS	White	Black	Hispanic
Below poverty threshold	7%	35%	32%
Mother is non-U.S.-born	5%	9%	58%
Mother's education: less than high school	3%	11%	28%

Source of Basic Data: National Center for Education Studies. Early Childhood Longitudinal Study: Kindergarten Cohort. K-Fifth grade longitudinal data. 2004.

Among Hispanics, in particular, 32% live below the poverty level. Almost 58% of Hispanic mothers in the United States are non-U.S. born, and nearly a third have less than a high school education.

The findings of this TRPI study are intended to inform education policies and parent-involvement programs to equalize opportunities and bridge achievement gaps across different race/ethnicities, income levels, and parental education backgrounds.

## POLICY IMPLICATION #1

### **An increase in technical computer support for teachers in schools and classrooms may have a positive effect on test scores**

Our findings show that an increase in technical computer support for teachers in schools and classrooms may have a positive effect on test scores. This should be explored further by school administrators in terms of the types of technical support that would most benefit classroom instruction. There is also a need to study how computer use is integrated, and can be better incorporated, into the curriculum. With the proliferation of computer games and home-based computers, there may very well be a digital divide between teachers and students, as well as between boys and girls. Both gaps merit further consideration.

## POLICY IMPLICATION #2

### **Parents should be empowered with knowledge about the impact of their academic expectations on their child's academic achievement**

Parents should be empowered with knowledge about the impact of their academic expectations on their child's academic achievement. Programs targeted at parents have been developed to guide them in how to make their aspirations for their children become reality. An example is *Kids to College*, a TRPI program funded by the Sallie May Fund, targeted toward children in 6th grade and their parents and teachers, with the objective of educating them about college and the various types of financial assistance available to them. Another example is the *Parent Institute for Quality Education (PIQE)*, the goal of which is to assist California parents of Latino and other underserved student populations in preparing their children for university education. The *Mexican American Legal Defense and Educational Fund (MALDEF)* has developed a parent-school partnership designed to train parents, school personnel, and community-based organizations in furthering educational attainment of children. Another example is the "*Padres Promotores de la Educacion*" partnership in Santa Ana, California, which educates parents about the steps involved in helping their children to reach higher education.

## APPENDIX A: DATA USED IN THE MODELS

**TABLE 3**

DATA USED IN THE STUDY

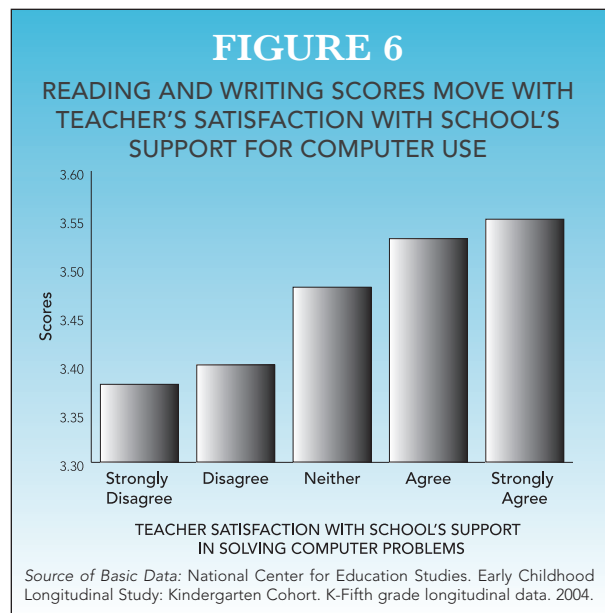
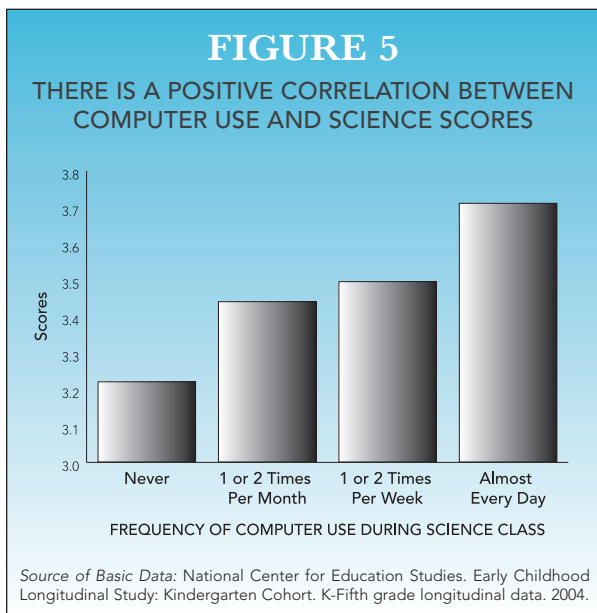
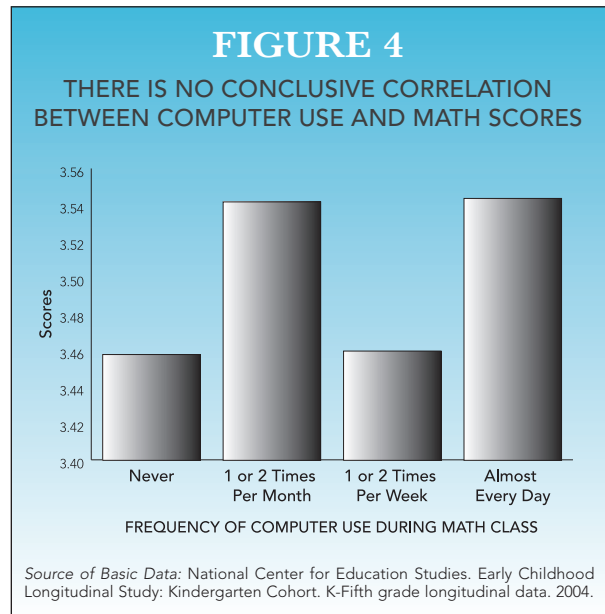
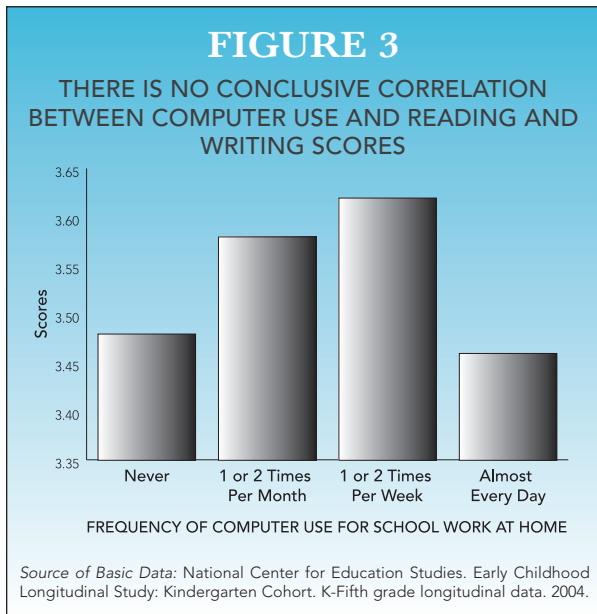
Dependent Variables	Observations	Mean	Std. Dev.	Min.	Max.
Academic rating in reading and writing	9630	3.505366	.809089	1	5
Academic rating in math	4759	3.487262	.6780948	1	5
Academic rating in science	4564	3.360973	.8603446	1	5
<b>Computer Variables</b>					
Teacher has adequate prep to use computer in class	9497	3.77814	1.033533	1	5
Teacher has sufficient support for computer problems	9515	3.754178	1.115282	1	5
Frequency child uses computer in math class	4815	3.221184	.9007036	-4	-1
Frequency child uses computer in science class	4824	3.315091	.7209811	-4	-1
Frequency child uses Internet for science	4836	3.311208	.7136768	-4	-1
Frequency child uses computer for homework	8130	2.204674	.7346596	1	4
<b>Explanatory Variables</b>					
Female	10289	.5059773	.4999886	0	1
Age	10163	2.978746	.7980128		
White	10275	.5875426	.4923006	0	1
Black	10275	.099854	.2998198	0	1
Hispanic	10275	.1866667	.3896627	0	1
Asian	10275	.0721168	.2586938	0	1
Other race	10275	.05382	.225673	0	1
Below poverty threshold	9590	.1621481	.3686058	0	1
Mother is non-US born	9362	.2155522	.4112269	0	1
Mother's education: less than HS	9375	.0910933	.2877571	0	1
Mother's education: some college	9375	.3557333	.4787605	0	1
Mother's education: BA or higher	9375	.3092267	.4621994	0	1
Home language is not English	9852	.1526594	.3596771	0	1
Two-parent family structure	9590	.7863399	.4099109	0	1
Academic expectations of parent for child	9564	3.967796	.8317702	1	5
TV hours per week	9455	13.72247	8.093617	0	59

*Source of Basic Data:* National Center for Education Studies. Early Childhood Longitudinal Study: Kindergarten Cohort. K-Fifth grade longitudinal data. 2004.

# APPENDIX B: DESCRIPTIVE ANALYSIS

Our results show positive correlations between teacher preparation, computer support for teacher, and computer use at school (math and science), as expected. There is a statistically-significant positive correlation between teacher preparation for computer use in class and sufficient support for teachers in computer use. There is also a positive correlation between teacher preparation and actual computer use in school for math and science subjects.

Our descriptive analysis showed mixed correlations between academic outcomes and computer use. There is no consistent correlation between computer use for educational purposes for reading and writing (Figure 3) or math (Figure 4). However, there does appear to be a positive correlation between computer use and science (Figure 5).



Increasing technical computer support for teachers in schools and classrooms may have a positive effect on test scores.

Meanwhile, there appears to be a positive correlation between a child's reading and writing scores and the teacher's satisfaction with the technical support for computer use provided by the school (Figure 6). If this relationship holds once confounding factors are controlled for, then policy should ensure teachers are given adequate technical support by schools when using computers for class instruction. In our sample, teachers of 70% of the students agree or strongly agree that they are satisfied with the technical support they are getting. Teachers of 17% of the students in our sample stated they were unsatisfied with provided technical support.

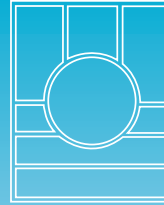
# REFERENCES

- Becker, H.J. (1991). Mathematics and science uses of computers in American schools. *Journal of Computers in Mathematics and Science Teaching*, 10, 19–25.
- Becker, H.J. (1992). Computer-based integrated learning systems in the elementary and middle grades: A critical review and synthesis of evaluation reports. *Journal of Educational Computing Research*, 8, 1–41.
- Becker, H.J. (1994). Mindless or mindful use of integrated learning systems. *International Journal of Educational Research*, 21, 65–79.
- Bright, G.W. & Prokosch, N.E. (1995a). Middle school mathematics teachers learning to teach with calculators and computers; Part I: Background and classroom observations. *School Science and Mathematics*, 95, 295–301.
- Bright, G.W. & Prokosch, N.E. (1995b). Middle school mathematics teachers learning to teach with calculators and computers; Part II: Teacher change. *School Science and Mathematics*, 95, 338–344.
- Christman, E. & Badgett, J. (1999). A comparative analysis of the effects of computer-assisted instruction on student achievement in differing science and demographic areas. *Journal of Computers in Mathematics and Science Teaching*, 18, 135–143.
- Clariana, R.B. & Schultz, C.W. (1988). *St. Anne Consensus School: The second year*. A descriptive research study presented at the Annual Meeting of the Mid-South Educational Research Association, Louisville, KY, November, 1988. (ERIC Document Reproduction Service: ED 301 442.)
- Clariana, R.B. & Schultz, C.W. (1993). Gender by content achievement differences in computer-based instruction. *Journal of Computers in Mathematics and Science Teaching*, 12, 277–288.
- Cole, M. & Griffin, P. (Eds.). (1987). *Improving science and mathematics education for minorities and women*. Madison, WI: University of Wisconsin, Wisconsin Center for Educational Research.
- Cuban, L. (1993). Computers meet classroom: Classroom wins. *Teachers College Record*, 95, 185–210.
- Hativa, N. (1994). What you design is not what you get (WYDINWYG): Cognitive, affective, and social impacts of learning with ILS—An integration of findings from six-years of qualitative and quantitative studies. *International Journal of Educational Research*, 21, 81–111.
- Hativa, N. & Becker, H.J. (1994). Integrated learning systems: Problems and potential benefits. *International Journal of Educational Research*, 21, 113–119.
- Hativa, N. & Shorer, D. (1989). Socio-economic status, aptitude, and gender differences in CAI gains of arithmetic. *The Journal of Educational Research*, 83, 11–21.
- Kozma, R.B. (1991). Learning with media. *Review of Educational Research*, 61, 179–211.
- Kozma, R.B. & Croninger, R.G. (1992). Technology and the fate of at-risk students. *Education and Urban Society*, 24, 440–453.
- Kulik, J.A. & Kulik, C-L.C. (1987). Review of recent literature on computer-based instruction. *Contemporary Education Review*, 12, 222–230.
- Lavin, D.E. (1965). *The prediction of academic performance*. New York: The Russell Sage Foundation.
- Liao, Y.K. (1992). Effects of computer-assisted instruction on cognitive outcomes: A meta-analysis. *Journal of Research on Computing and Education*, 24, 367–380. Lieberman, D.A., Chaffee, S.H., & Roberts, D.F. (1988). Computers, mass media, and schooling: Functional equivalence in uses of new media. *Social Science Computer Review*, 6, 224–241.
- Maddox, C.D., Johnson, L., & Harlow, S. (1993). The state of the art in computer education: Issues for discussion with teachers-in-training. *Journal of Technology and Teacher Education*, 1, 219–228.
- May, G.S, and Chubin, D.E. (2003). A Retrospective on Undergraduate Engineering Success for Underrepresented Minority Students. *Journal of Engineering Education*, 92(1), 27-39.



- Mayes, R.L. (1992). The effects of using software tools on mathematical problem solving in secondary schools. *School Science and Mathematics*, 92, 243–248.
- Mevarech, Z.R. (1994). The effectiveness of individualized versus cooperative computer-based integrated learning systems. *International Journal of Educational Research*, 21, 39–52.
- Moore, B.M. (1988). Achievement in basic math skills for low performance students: A study of teachers' affect and CAI. *The Journal of Experimental Education*, 57, 38–44.
- Munger, G.F. & Loyd, B.H. (1989). Gender and attitudes toward computers and calculators: Their relationship to math performance. *Journal of Educational Computing Research*, 5, 167–177.
- Neuman, D. (1991). *Technology and equity*. College Park, MD: University of Maryland. (ERIC Document Reproduction Service No. EDO IR 91 8.)
- Niemiec, R.P. & Walberg, H.J. (1987). Comparative effects of computer-assisted instruction: A synthesis of reviews. *Journal of Educational Computing Research*, 3, 19–37.
- Niemiec, R.P. & Walberg, H.J. (1992). The effect of computers on learning. *International Journal of Education*, 17, 99–108.
- Ognibene, R. & Skeele, R. (1990). Computers and the schools: Unused and misused. *Action in Teacher Education*, 12, 99–108.
- Osin, L., Neshet, P., & Ram, J. (1994). Do the rich become richer and the poor poorer? A longitudinal analysis of pupil achievement and progress in elementary schools using computer-assisted instruction. *International Journal of Educational Research*, 21, 53–64.
- Rhoads, C. (1986). The relationship between conditions and outcomes of microcomputer instruction. *Journal of Computers in Mathematics and Science Teaching*, 5 (3), 48–50.
- Ryan, A.W. (1991). Meta-analysis of achievement effects of microcomputer applications in elementary schools. *Educational Administration Quarterly*, 27, 161–184.
- Scott, T., Cole, M., & Engel, M. (1992). Computers and education: A cultural constructivist perspective. *Review of Research in Education*, 18, 191–251.
- Sewell, W.H. & Hauser, R.M. (1975). *Education, occupation, and earnings: Achievement in the early career*. New York: Academic Press.
- Sheingold, K. & Hadley, M. (1990). *Accomplished teachers: Integrating computers into classroom practice*. New York: Bank Street College of Education.
- Sutton, R.E. (1991). Equity and computers in the schools: A decade of research. *Review of Educational Research*, 61, 475–503.
- U.S. Department of Education, Fast Response Survey System. (2005).
- U.S. Department of Education, National Center for Education Statistics. (2003). *NAEP Validity Studies: Computer Use and Its Relation to Academic Achievement in Mathematics, Reading, and Writing*, NCES 2003–15, by Larry V. Hedges, Spyros Konstantopoulos, and Amy Thoreson. Project Officer: Patricia Dabbs. Washington, DC.
- Van Dusen, L.M. & Worthren, B.R. (1994). The impact of integrated learning system implementation on student outcomes: Implications for research and evaluation. *International Journal of Educational Research*, 21, 13–24.
- Watt, D. (1982). Education for citizenship in a computer-based society. In R. Seidel, R. Anderson, & B. Hunter (Eds.), *Computer literacy*. New York: Academic Press.
- Wenglinsky, H. (1998). *Does it compute? The relationship between educational technology and student achievement in mathematics*. Princeton, New Jersey: Policy Information Center, Educational Testing Service.





Celebrating Over 20 Years of Progress

**TRPI**

The Tomás Rivera Policy Institute

## BOARD OF TRUSTEES, 2007/2008

*Chair*

**Richard D. Cordova**

President and Chief Executive Officer  
Children's Hospital Los Angeles

*President*

**Harry P. Pachon, Ph.D.**

Professor of Public Policy  
University of Southern California

**Manuel Abud**

Vice President and General Manager  
Telemundo Dallas  
KXTX-TV Channel 39

**Tomás A. Arciniega**

Assistant to the Chancellor  
Office of the President  
California State University

**Dennis V. Arriola**

Vice President and Chief Financial Officer  
Southern California Gas Company/  
San Diego Gas & Electric

**Daniel Ayala**

Senior Vice President and Group Head  
Global Remittance Services  
Wells Fargo Bank

**Rudy Beserra**

Vice President  
Corporate Latin Affairs  
The Coca-Cola Company

**Louis Caldera**

Professor of Law  
University of New Mexico  
School of Law

**Peter Diaz**

Executive Vice President  
Belo Corporation

**Ennio Garcia-Miera**

President  
Accumarket Solutions, Inc.

**J.C. Gonzalez-Mendez**

Vice President  
North America Supply Chain  
McDonald's USA, LLC

**Gregory J. Mech**

Managing Director  
Western Division  
Merrill Lynch

**Stephen C. Meier**

Chairman and CEO  
Pfaffinger Foundation

**Steve Moya**

Senior Vice President and  
Chief Marketing Officer  
Humana Health Care

**Fred Niehaus**

Senior Vice President  
Public Affairs  
Western Union

**C.L. Max Nikias**

Provost and Senior Vice President  
Academic Affairs  
University of Southern California

**Patricia Perez**

Principal  
Valencia, Perez & Echeveste

**George Ramirez**

Senior Vice President and  
Market President  
Union Bank of California

**Jesus Rangel**

Vice President  
Anheuser-Busch Companies, Inc.

**Valeria Rico**

President & CEO  
Lexicon Marketing

**Ruth Sandoval**

Managing Partner  
Sandoval/Wilkinson

**Edward Schumacher Matos**

Media Consultant

**Don Spetner**

Chief Marketing Officer  
Korn/Ferry International

**Raul R. Tapia**

Managing Director  
C2Group, LLC

**James S. Taylor**

Principal  
ViaNovo, L.P.

**Solómon D. Trujillo**

Chief Executive Officer  
Telstra Communications

**Walter Ulloa**

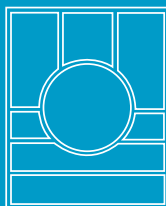
Chairman & CEO  
Entravision Communications Corp.

**Gilbert R. Vasquez**

Executive Partner  
Vasquez & Company, LLP

**Richard B. Vaughan**

President & Managing Director  
Pinto America Growth Fund, L.P.



Celebrating Over 20 Years of Progress

**TRPI**

The Tomás Rivera Policy Institute